

“THE STUDY ON IMPACT OF CANCER DISEASE – ON PATIENT AND FAMILY”- with selected patients in Mysore district

Nandini L K

Guest Faculty, Department of Chemistry, Dr.B.R.Ambedkar Post Graduate Centre,
Suvarnagangothri(University of Mysore), Chamarajanagara-571313

Email id: nandinidinesh091992@gmail.com

Mizba Tazleem S M

Guest Faculty, Department of Chemistry, Dr.B.R.Ambedkar Post Graduate Centre,
Suvarnagangothri(University of Mysore), Chamarajanagara-571313

Email id: mizbatzneem18@gmail.com

Abhinethra

Guest Faculty, Department of Chemistry, Dr.B.R.Ambedkar Post Graduate Centre,
Suvarnagangothri(University of Mysore), Chamarajanagara-571313

Email id: levinpaul2020@gmail.com

Abstract:

In the modern world, due to changes in our life style many diseases are occurred and causes for death. Cancer is considered one of the major mortality among death causes in worldwide, accounting for nearly 10 million deaths in every year. This article presents an impact of cancer disease on patient and family. The disease cancer not only affects the patients but also physically, psychologically, economically and socially affecting their family members or caregivers. The author has gone through few studies on impact of cancer disease on patient and families with selected patients in Mysore district.

Key words: Cancer, patient, family, impact

Introduction:

Cancer is a large group of diseases that can start in almost any organ or tissue of the body when abnormal cells grow uncontrollably, go beyond their usual boundaries to invade adjoining parts of the body and/or spread to other organs. The latter process is called metastasizing and is a major cause of death from cancer. A neoplasm and malignant tumour are other common names for cancer.

The cancer burden continues to grow globally, exerting tremendous physical, emotional and financial strain on individuals, families, communities and health systems. Many health systems in low- and middle-income countries are least prepared to manage this burden, and large numbers of cancer patients globally do not have access to timely quality diagnosis and treatment. In countries where health systems are strong, survival rates of many

types of cancers are improving thanks to accessible early detection, quality treatment and survivorship care.

According to World Health Organization (WHO), the most common cancers were:

- Breast (2.26 million cases)
- Lung (2.21 million cases)
- Colon and rectum (1.93 million cases)
- Prostate (1.41 million cases)
- Skin (non-melanoma) (1.20 million cases)
- Stomach (1.09 million cases)

The most common causes of cancer death were:

- Lung (18 lakh deaths)
- Colon and rectum (9.35 lakh deaths)
- Liver (8.30 lakh deaths)
- Stomach (7.69 lakh deaths)

Statement of the problem

The author has gone through few studies on impact of cancer disease on patient and families with selected patients in Mysore district. The author needs to understand several aspects related to cancer and its health awareness to the patient and families.

Importance of study

- ❖ This study mainly focuses on impact cancer disease on patient and family with selected patients in Mysore district.
- ❖ It helps in to understand the cancer nutrition rehabilitation program
- ❖ It is important to understanding cancer patient health information, education treatment.

Aim of the study

The aim of the study is to impact of cancer disease on patient and family with selected patients in Mysore district.

Objectives of study

- ❖ To know about physical, psychological social and economic impact of cancer on patient and family.
- ❖ To know the level of awareness among cancer patient and with selected patients in Mysore district.

Source of data collection

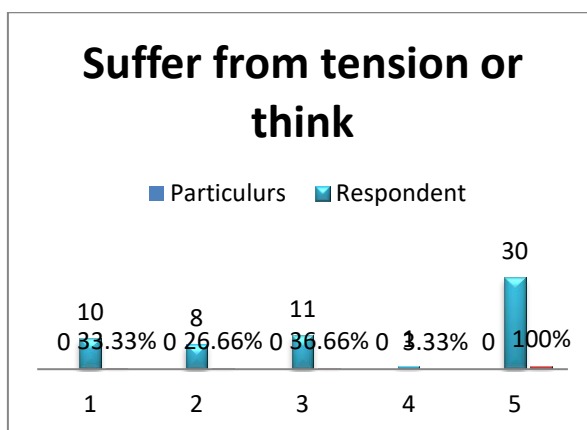
For the purpose of the study both primary and secondary source of the data was collected from 30 respondents, primary source of data was collected by formally questionnaire respondent in the work place.

Secondary source of data was collected books, journals, magazines, and websites.

Data analysis and Interpretation:

Did patient suffer from tension or think

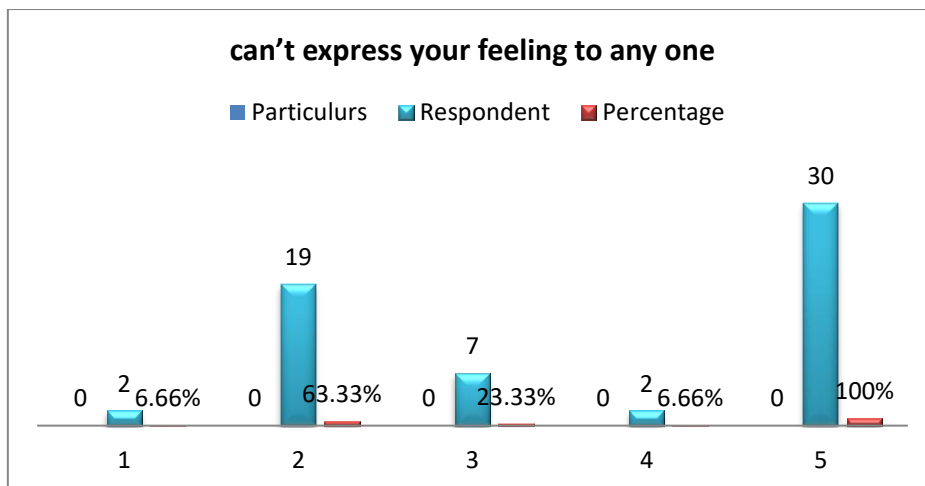
Sl.NO	Particulars	Respondents	Percentage
1	Strongly agree	10	33%
2	Agree	8	27%
3	Disagree	11	37%
4	Neutral	1	3%
5	Total	30	100%



The above table clearly shows the out of 30 respondents 33 % of the respondents are Strongly agreed, 27 % of the respondents in Agreed, 37 % of the respondents are Disagreed, 3 % of the respondents are at the Neutral with regard to they suffer from tension or think due to cancer disease. The Above table shows that majority of 37 % of the patients disagreed with regard to they do suffer from tension or think due to cancer disease.

Whether they feel that can't express their feeling to any one:

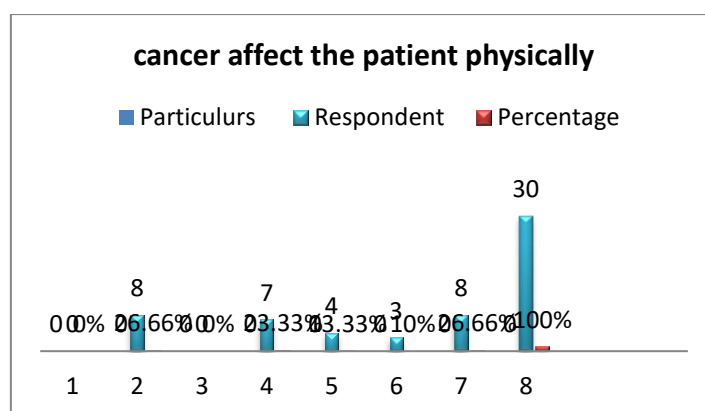
Sl No	Particulars	Respondents	Percentage
1	Strongly agree	2	7%
2	Agree	19	63%
3	Disagree	7	23%
4	Neutral	2	7%
5	Total	30	100%



The above table clearly shows the out of 30 respondents 7 % of the respondents are strongly agreed, 63% of the respondents in Agreed, 23 % of the respondents are Disagreed, 7% of the respondents are at the Neutral with regard to patients can't express their feelings to anyone. The above table shows that majority of respondents agreed with regard to patients can't express their feeling to anyone.

Cancer affects the patient physically-

SL NO	Particulars	Respondents	Percentage
1	Sleep disturbances	0	0%
2	Pain	8	27%
3	Respiratory problems	0	0%
4	Loss of weight	7	23%
5	All of the above	4	13%
6	Only a ,b and c	3	10%
7	Only b and d	8	27%
8	Total	30	100%

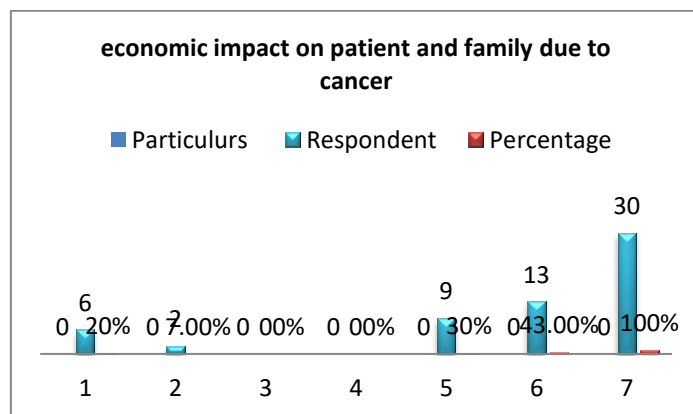


The above table clearly shows the out of 0% of patient respondents are Sleep disturbances, 27 % of Patient respondents are Pain , 0 % of patient respondent are

Respiratory problems , 23% of patient respondents are Loss of weight ,13 % of patient respondent are All of the above , 10 % of patient respondents are Only A,B & C,27% of patient respondents are Only B & C. The Above table shows that majority of 27 % of the patient faced the Pain.

Type of economic impact on patient and family due to cancer:

Sl. No	Particulars	Respondents	Percentage
1	Loss of income	6	20%
2	Lower level of education	2	7%
3	Loss of employment	0	0%
4	Poverty /indebts	0	0%
5	All of the above	9	30%
6	Neutral	13	43%
7	Total	30	

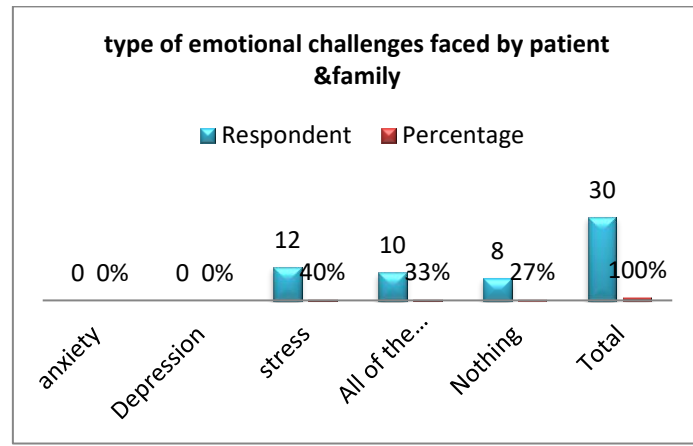


Analysis

The above table clearly shows the out of 20 % of the respondents are Loss of income, 7 % of respondents are Lower level of education , 0 % respondent are Loss of employment & Poverty /indebts , 30 % of respondents are All of the above ,43 % of the respondents are Neutral with regard to economic impact on patient and family due to cancer. The Above table shows that majority of respondents agreed with regard to economic impact on patient and family due to cancer.

Type of emotional challenges faced by patient &family:

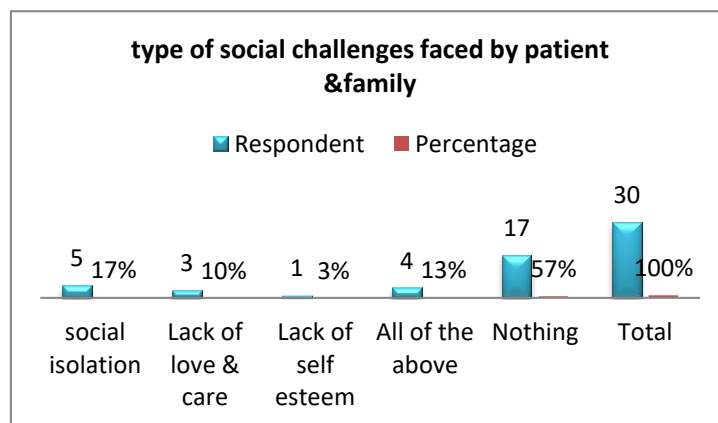
SL No	Particulars	Respondents	Percentage
1	Anxiety	0	0%
2	Depression	0	0%
3	Stress	12	40%
4	All of the above	10	33%
5	Nothing	8	27%
6	Total	30	100%



The above table clearly shows that out of 0% of patient respondents are Anxiety & Depression, 40 % of Patient respondents are Stress, 33 % of patient respondent are all of the above, 27 % of patient respondents are nothing with regard to type of emotional challenges faced by patient &family. The Above table shows that majority of respondents agreed with all the above type of emotional challenges faced by patient &family.

Type of social challenges faced by patient &family:

Sl.No	Particulars	Respondents	Percentage
1	Social isolation	5	17%
2	Lack of love& care	3	10%
3	Lack of self esteem	1	3%
4	All of the above	4	13%
5	Nothing	17	57%
6	Total	30	100%

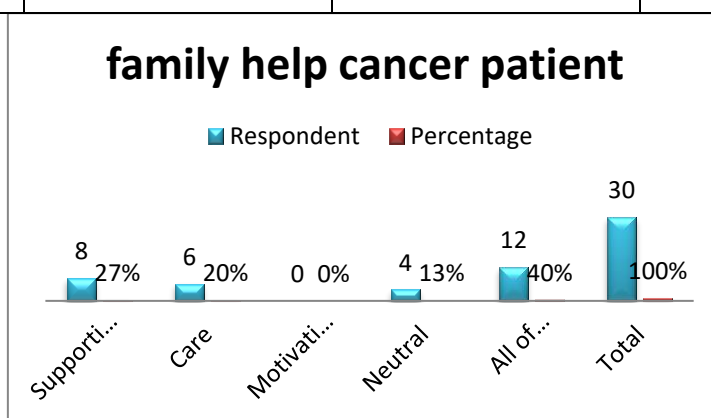


The above table clearly shows the out of 17 % of patient respondents are Social isolation,10 % of Patient respondents are Lack of love & care, 3 % of patient respondents are Lack of self-esteem, 13% of patient respondents are All of the above, 57 % of patient respondent are Nothing with regard to type of social challenges faced by patient & family.

The Above table shows that majority of respondents agreed with nothing with regard to type of social challenges faced by patient &family.

Type of family help for cancer patient:

Sl no	Particulars	Respondent	Percentage
1	Supportive	8	27%
2	Care	6	20%
3	Motivation	0	0%
4	Neutral	4	13%
5	All of the above	12	40%
6	Total	30	100%



The above table clearly shows the out of 27 % of patient respondents are Supportive , 20 % of Patient respondents are care , 0 % of patient respondents are Motivation, 13% of patient respondents are Neutral , 40 % of patient respondent are All of the above with regard to family help to the cancer patients. The above table shows that majority of the patients agreed with all of the above with regard to family help cancer patient.

Finding and Suggestions:

Findings:

- Majority of cancer patient are agreed that they are suffering from tension.
- Majority of cancer patient and family members are agreed that they can't express their feelings any one.
- Majority of cancer patient agreed with pain and loss of weight of physical changes due to cancer.
- Majority of respondents agreed with they have economic impact like loss of income education problem loss of employment due to cancer.
- Majority of respondents agreed with stress type of emotional challenges faced by patient and family.
- Majority of patient and family do not faced social challenges due to cancer.
- Majority of patients agreed that their family members are supportive and care to them.

Suggestions:

- To motivate cancer patient and family members to up come from the problem
- To follow some stress relief strategy for cancer patient and family
- To promote cancer patient to gain their weight by having nutrition food.

Conclusion:

Finally concluding that, Cancer is a leading cause for death in the present busy life schedule. With the continuous increase in the number of cancer patients and their family members, knowing which factors contribute to the burden of family members is critical. Facing the diagnosis and then dealing with treatment, constant indisposition and the threat of death, can strain the family's coping abilities and put it into considerable distress. The individual costs experienced by family members may include sense of burden, depression and anxiety, stress. Those costs cannot be considered as psychological impairment only, but also as a threat to the physical health of the family caregivers.

Bibliography:

- K. Park - Preventive and social medicine, Banarsidas Bhanot Publishers, 2021
- <https://www.healthline.com/health/cancer>
- <https://www.who.int/news-room/fact-sheets/detail/cancer>
- <https://shodhganga.inflibnet.ac.in/handle/10603/294335>
- <https://www.cancer.gov/about-cancer/coping/feelings>
- <https://www.cancer.gov/types/common-cancer>
- <https://www.mdanderson.org/patients-family/life-after-cancer/social-emotional-impacts.html>
- <https://www.ncbi.nlm.nih.gov/pmc/articles/PMC4520372/>